

HHC/HJC/HJHC/HTHJ Hip/Jack Connectors




Used to simultaneously hang a combination of hips and jacks off girder trusses. An open back design allows for retrofit installations.

Materials: HHC, HJC & HJHC - 12 gauge;
HTHJ - 18 gauge

Finish: G90 galvanizing

Options: HJC can be specially ordered to fit a range of hip truss skews from 30° to 60°.

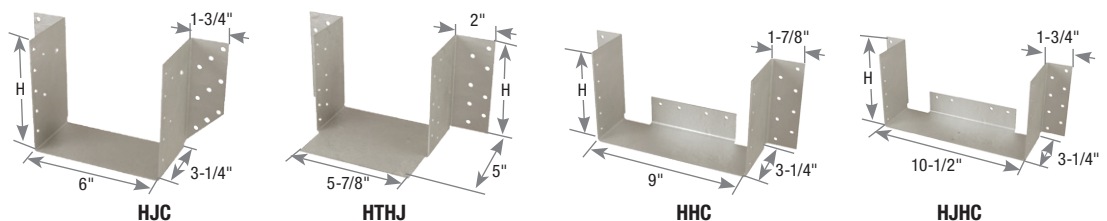
Codes: Factored resistances are derived from data submitted to various North American building code evaluators and are in accordance with CSA 086-14.



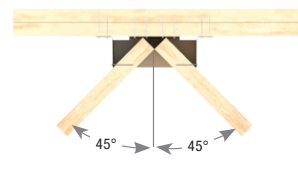
Typical HJC/HTHJ installation

Installation:

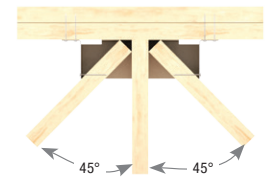
- Use all specified fasteners.



Typical HJC/HTHJ installation top view



Typical HHC installation top view



Typical HJHC installation top view

Description	MiTek Stock No.	Steel Gauge	H (in)	Fastener Schedule ^{4,5}						Unit	DF Factored Resistance ²		S-P-F Factored Resistance ²	
				Carrying Member		Carried Member					Vertical 100%	Uplift ^{1,3} 115%	Vertical 100%	Uplift ^{1,3} 115%
				Qty	Type ³	per Hip		per Jack						
2 x 6 right / left	HJC26	12	5-3/8	16	16d	5	10d	7	10d	Lbs	5740	4540	4505	3565
										kN	25.53	20.19	20.04	15.86
2 x 6 terminal	HHC26	12	5-7/16	20	16d	5	10d	--	--	Lbs	5740	3105	4505	2725
										kN	25.53	13.81	20.04	12.12
	HJHC26	12	5-7/16	20	16d	5	10d	2	10d	Lbs	5740	2175	4505	1910
										kN	25.53	9.67	20.04	8.50
HTHJ26-18	18	5	16	16d	7	16d	5	16d	Lbs	3695	2570	2900	2020	
									kN	16.44	11.43	12.90	8.99	
2 x 8 right / left	HJC28	12	7-1/8	20	16d	6	10d	8	10d	Lbs	5740	4540	4505	3565
										kN	25.53	20.19	20.04	15.86
2 x 8 terminal	HHC28	12	7-3/16	24	16d	6	10d	--	--	Lbs	5740	3725	4505	3270
										kN	25.53	16.57	20.04	14.55
	HJHC28	12	7-3/16	24	16d	6	10d	2	10d	Lbs	5740	2485	4505	2180
										kN	25.53	11.05	20.04	9.70

- 1) 15% increase for short-term loads such as wind and earthquake has been taken into consideration, no further increase allowed.
- 2) Loading published for total load of hip / jack connection.
- 3) For maximum factored uplift resistance for individual hip or jack member, consult a MiTek design professional.
- 4) For single 2x carrying member (header), 10d header nails may be substituted with 10d x 1-1/2" and multiply the listed factored resistances by 0.90; 16d header nails may be substituted with 10d x 1-1/2" and multiply the listed factored resistances by 0.78.
- 5) **NAILS:** 10d nails are 0.148" dia. x 3" long, 10d x 1-1/2" nails are 0.148" dia. x 1-1/2" long, 16d nails are 0.162" dia. x 3-1/2" long.

Use in conjunction with MiTek's current Canadian Product Catalogue for detailed hanger information.



Dec. 20, 2017

Valid through Dec. 31, 2019

MiTek[®]
to build Stronger Safer Structures
MiTek.ca

Copyright © 2017 MiTek Industries, Inc. All Rights Reserved.
December 2017 USP2320-HHC/HJC/HJHC/HTHJ

HHC/HJC/HJHC/HTHJ Hip/Jack Connectors



Used to simultaneously hang a combination of hips and jacks off girder trusses. An open back design allows for retrofit installations.

Materials: HHC, HJC & HJHC - 12 gauge;
HTHJ - 18 gauge


Finish: G90 galvanizing

Options: HJC can be specially ordered to fit a range of hip truss skews from 30° to 60°.

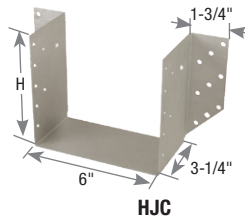
Codes: Factored resistances are derived from data submitted to various North American building code evaluators and are in accordance with CSA 086-14.

Installation:

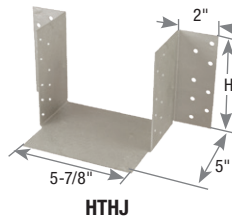
- Use all specified fasteners.



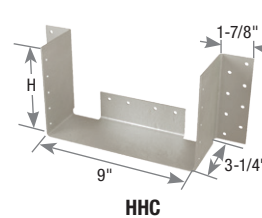
Typical HJC/HTHJ installation



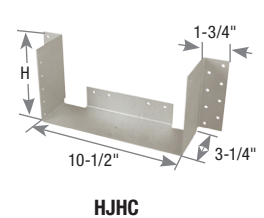
HJC



HTHJ



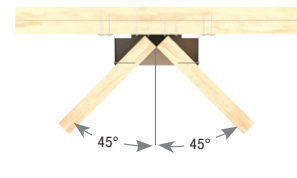
HHC



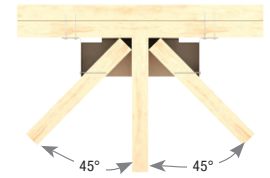
HJHC



Typical HJC/HTHJ installation top view



Typical HHC installation top view



Typical HJHC installation top view



Description	MiTek Stock No.	Steel Gauge	H (in)	Fastener Schedule ^{4,5}						Unit	DF Factored Resistance ²		S-P-F Factored Resistance ²	
				Carrying Member		Carried Member					Vertical 100%	Uplift ^{1,3} 115%	Vertical 100%	Uplift ^{1,3} 115%
				Qty	Type ³	per Hip	per Jack	Qty	Type					
2 x 6 right / left	HJC26	12	5-3/8	16	16d	5	10d	7	10d	Lbs	5740	4540	4505	3565
										kN	25.53	20.19	20.04	15.86
2 x 6 terminal	HHC26	12	5-7/16	20	16d	5	10d	--	--	Lbs	5740	3105	4505	2725
										kN	25.53	13.81	20.04	12.12
	HJHC26	12	5-7/16	20	16d	5	10d	2	10d	Lbs	5740	2175	4505	1910
										kN	25.53	9.67	20.04	8.50
HTHJ26-18	18	5	16	16d	7	16d	5	16d	Lbs	3695	2570	2900	2020	
									kN	16.44	11.43	12.90	8.99	
2 x 8 right / left	HJC28	12	7-1/8	20	16d	6	10d	8	10d	Lbs	5740	4540	4505	3565
										kN	25.53	20.19	20.04	15.86
2 x 8 terminal	HHC28	12	7-3/16	24	16d	6	10d	--	--	Lbs	5740	3725	4505	3270
										kN	25.53	16.57	20.04	14.55
	HJHC28	12	7-3/16	24	16d	6	10d	2	10d	Lbs	5740	2485	4505	2180
										kN	25.53	11.05	20.04	9.70

- 1) 15% increase for short-term loads such as wind and earthquake has been taken into consideration, no further increase allowed.
- 2) Loading published for total load of hip / jack connection.
- 3) For maximum factored uplift resistance for individual hip or jack member, consult a MiTek design professional.
- 4) For single 2x carrying member (header), 10d header nails may be substituted with 10d x 1-1/2" and multiply the listed factored resistances by 0.90; 16d header nails may be substituted with 10d x 1-1/2" and multiply the listed factored resistances by 0.78.
- 5) **NAILS:** 10d nails are 0.148" dia. x 3" long, 10d x 1-1/2" nails are 0.148" dia. x 1-1/2" long, 16d nails are 0.162" dia. x 3-1/2" long.

Use in conjunction with MiTek's current Canadian Product Catalogue for detailed hanger information.

Valid through Dec. 31, 2019

MiTek[®]
to build Stronger Safer Structures
MiTek.ca

Copyright © 2017 MiTek Industries, Inc. All Rights Reserved.
December 2017 USP2320-HHC/HJC/HJHC/HTHJ

APENS
Permit No. 15800 0



Dec. 20, 2017

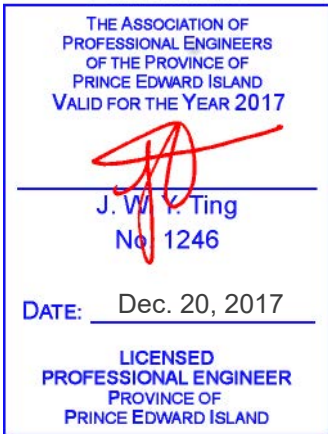
PEG
Permit No. D0027



APEGNB
Certificate No. F0649



APEPEI
Permit No. A195



DATE: Dec. 20, 2017

LICENSED
PROFESSIONAL ENGINEER
PROVINCE OF
PRINCE EDWARD ISLAND

HHC/HJC/HJHC/HTHJ Hip/Jack Connectors



Used to simultaneously hang a combination of hips and jacks off girder trusses. An open back design allows for retrofit installations.

Materials: HHC, HJC & HJHC - 12 gauge;
HTHJ - 18 gauge


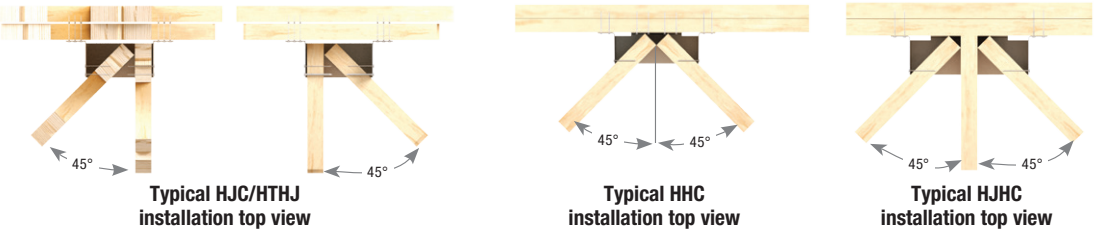
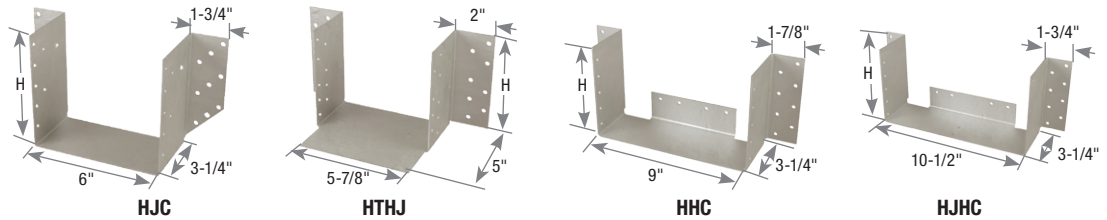
Finish: G90 galvanizing

Options: HJC can be specially ordered to fit a range of hip truss skews from 30° to 60°.

Codes: Factored resistances are derived from data submitted to various North American building code evaluators and are in accordance with CSA O86-14.

Installation:

- Use all specified fasteners.



Typical HJC/HTHJ installation

Description	MiTek Stock No.	Steel Gauge	H (in)	Fastener Schedule ^{4,5}						Unit	DF Factored Resistance ²		S-P-F Factored Resistance ²	
				Carrying Member		Carried Member					Vertical 100%	Uplift ^{1,3} 115%	Vertical 100%	Uplift ^{1,3} 115%
				Qty	Type ³	per Hip Qty	per Jack Qty	Type	Type					
2 x 6 right / left	HJC26	12	5-3/8	16	16d	5	10d	7	10d	Lbs	5740	4540	4505	3565
										kN	25.53	20.19	20.04	15.86
2 x 6 terminal	HHC26	12	5-7/16	20	16d	5	10d	--	--	Lbs	5740	3105	4505	2725
										kN	25.53	13.81	20.04	12.12
	HJHC26	12	5-7/16	20	16d	5	10d	2	10d	Lbs	5740	2175	4505	1910
										kN	25.53	9.67	20.04	8.50
HTHJ26-18	18	5	16	16d	7	16d	5	16d	Lbs	3695	2570	2900	2020	
									kN	16.44	11.43	12.90	8.99	
2 x 8 right / left	HJC28	12	7-1/8	20	16d	6	10d	8	10d	Lbs	5740	4540	4505	3565
										kN	25.53	20.19	20.04	15.86
2 x 8 terminal	HHC28	12	7-3/16	24	16d	6	10d	--	--	Lbs	5740	3725	4505	3270
										kN	25.53	16.57	20.04	14.55
	HJHC28	12	7-3/16	24	16d	6	10d	2	10d	Lbs	5740	2485	4505	2180
										kN	25.53	11.05	20.04	9.70

- 1) 15% increase for short-term loads such as wind and earthquake has been taken into consideration, no further increase allowed.
- 2) Loading published for total load of hip / jack connection.
- 3) For maximum factored uplift resistance for individual hip or jack member, consult a MiTek design professional.
- 4) For single 2x carrying member (header), 10d header nails may be substituted with 10d x 1-1/2" and multiply the listed factored resistances by 0.90; 16d header nails may be substituted with 10d x 1-1/2" and multiply the listed factored resistances by 0.78.
- 5) **NAILS:** 10d nails are 0.148" dia. x 3" long, 10d x 1-1/2" nails are 0.148" dia. x 1-1/2" long, 16d nails are 0.162" dia. x 3-1/2" long.

Use in conjunction with MiTek's current Canadian Product Catalogue for detailed hanger information.

Valid through Dec. 31, 2019

MiTek

MiTek supplies quality products
to build Stronger Safer Structures

MiTek.ca

Copyright © 2017 MiTek Industries, Inc. All Rights Reserved.
December 2017 USP2320-HHC/HJC/HJHC/HTHJ